

2023 annual report to the Community

# Golden Grove Primary School

Golden Grove Primary School number: 1848

Partnership: Golden Way



School principal:

Wendy Moore

Signature

Date of endorsement:

26/02/2024



Government  
of South Australia  
Department for Education

# Context Statement

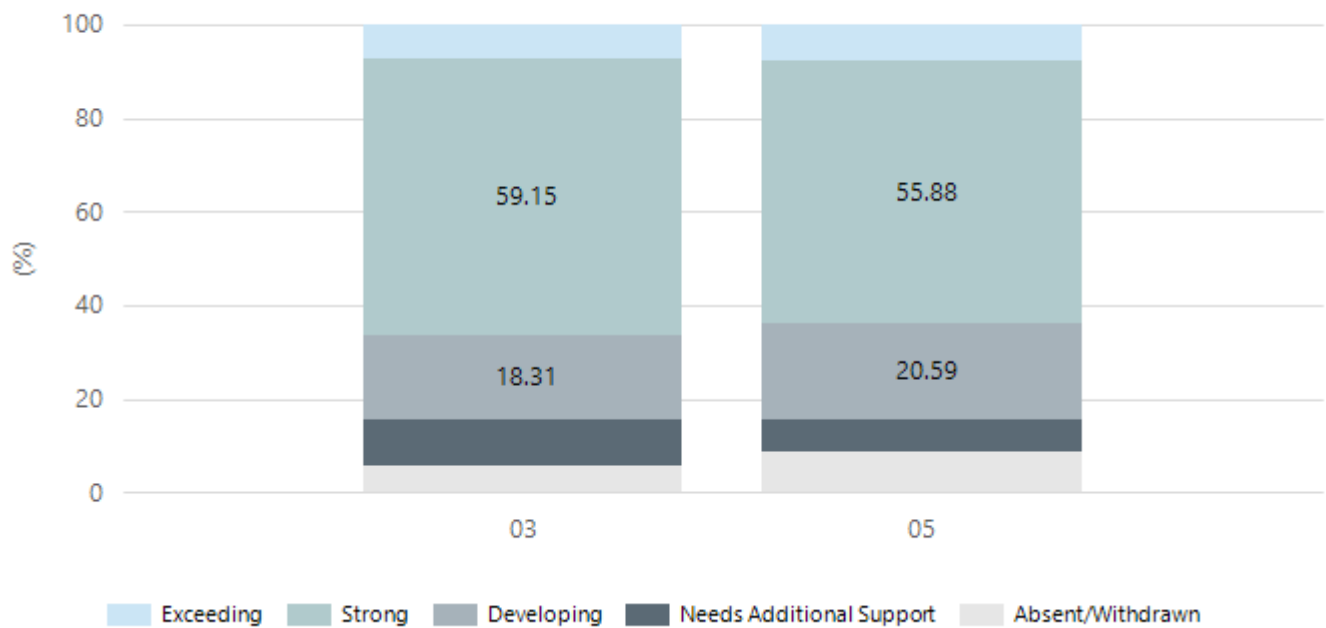
Golden Grove Primary School caters for students from R-6. At the time of this report, the enrolment in 2023 is 540. Golden Grove Primary School is classified as Category 6 on the Department for Education Index of Educational Disadvantage. At the time of this report, the school population includes 3% Aboriginal students, 9% students with disabilities, 8% students with English as an additional language or dialect (EALD) funded background, 1% children/young people in care. Further information about the school is available on the school's website (including its context statement), as well as the My School website.

## Performance Summary

### NAPLAN Proficiency

In 2023, the Australian Curriculum, Assessment and Reporting Authority (ACARA) - a Commonwealth Independent statutory authority - announced changes to NAPLAN performance reporting. This new way of reporting by ACARA that NAPLAN results from 2023 will not be comparable to previous years. The new approach replaces the previous numerical NAPLAN bands and the national minimum standard.

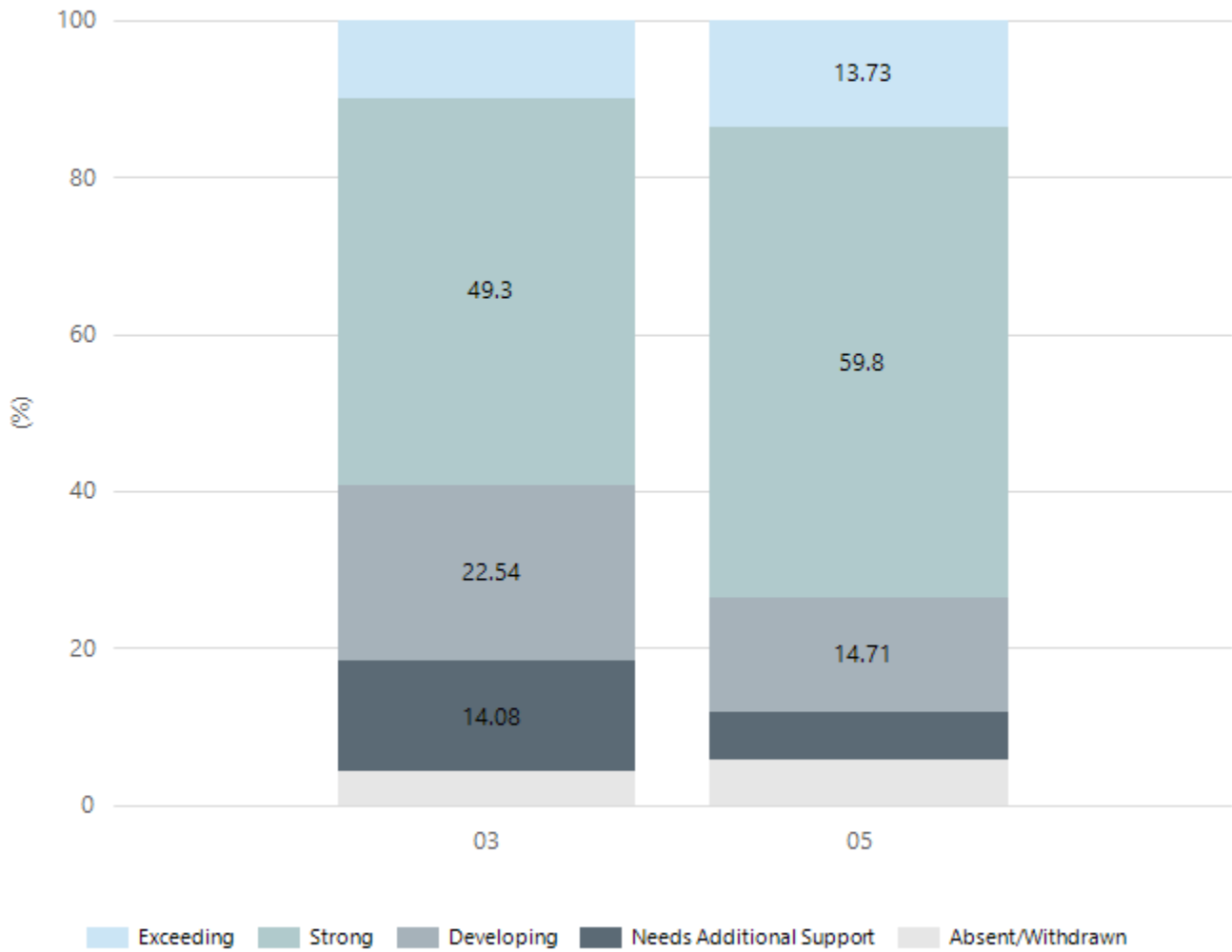
#### Numeracy



Year Level	03	05
Exceeding	5	8
Strong	42	57
Developing	13	21
Needs Additional Support	7	7
Absent/Withdrawn	4	9
Total	71	102

Data Source: Department for Education Assessment Data Holdings, 2023. When there are less than six students in a cohort, no data is supplied.

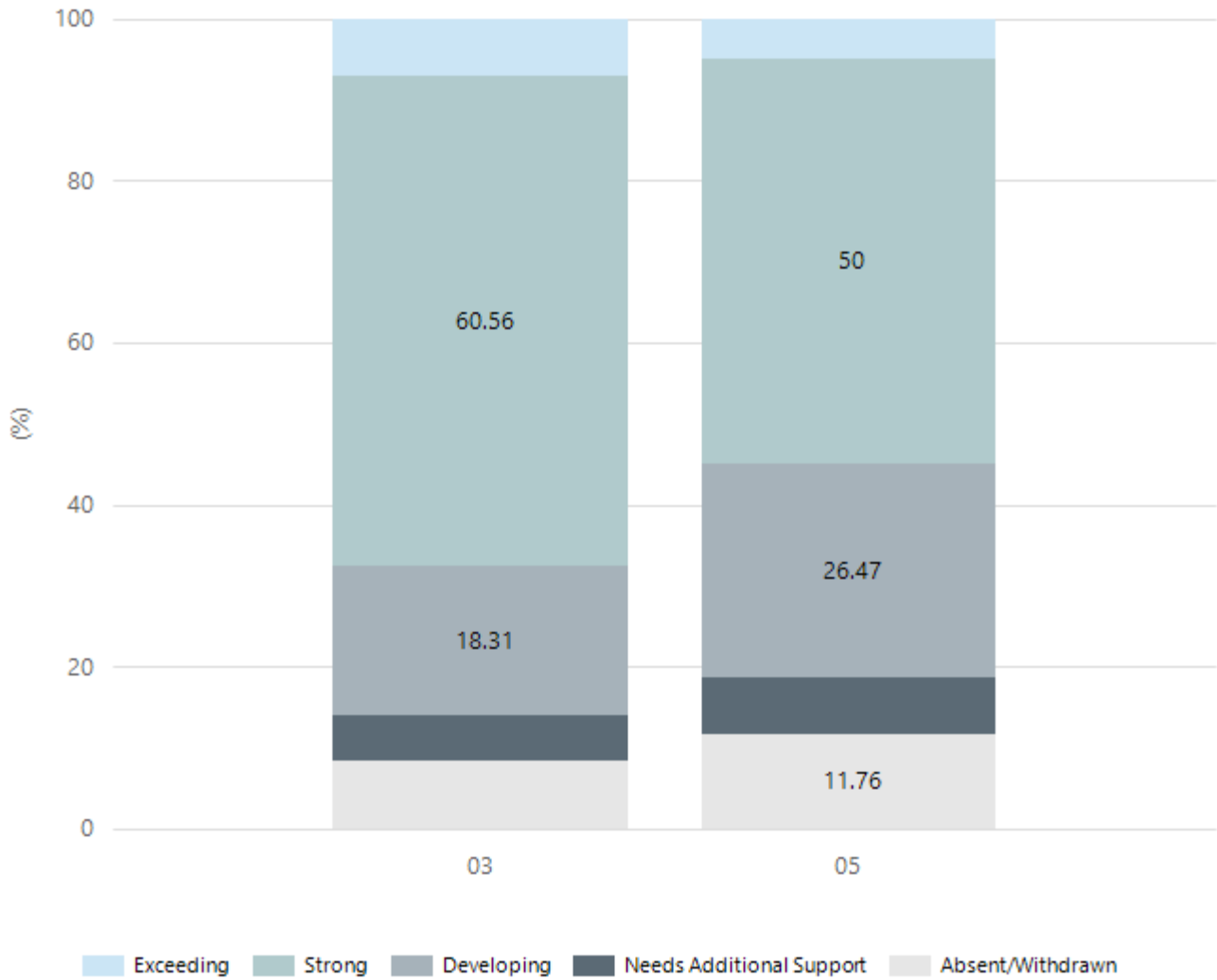
## Reading



Year Level	03	05
Exceeding	7	14
Strong	35	61
Developing	16	15
Needs Additional Support	10	6
Absent/Withdrawn	3	6
Total	71	102

Data Source: Department for Education Assessment Data Holdings, 2023. When there are less than six students in a cohort, no data is supplied.

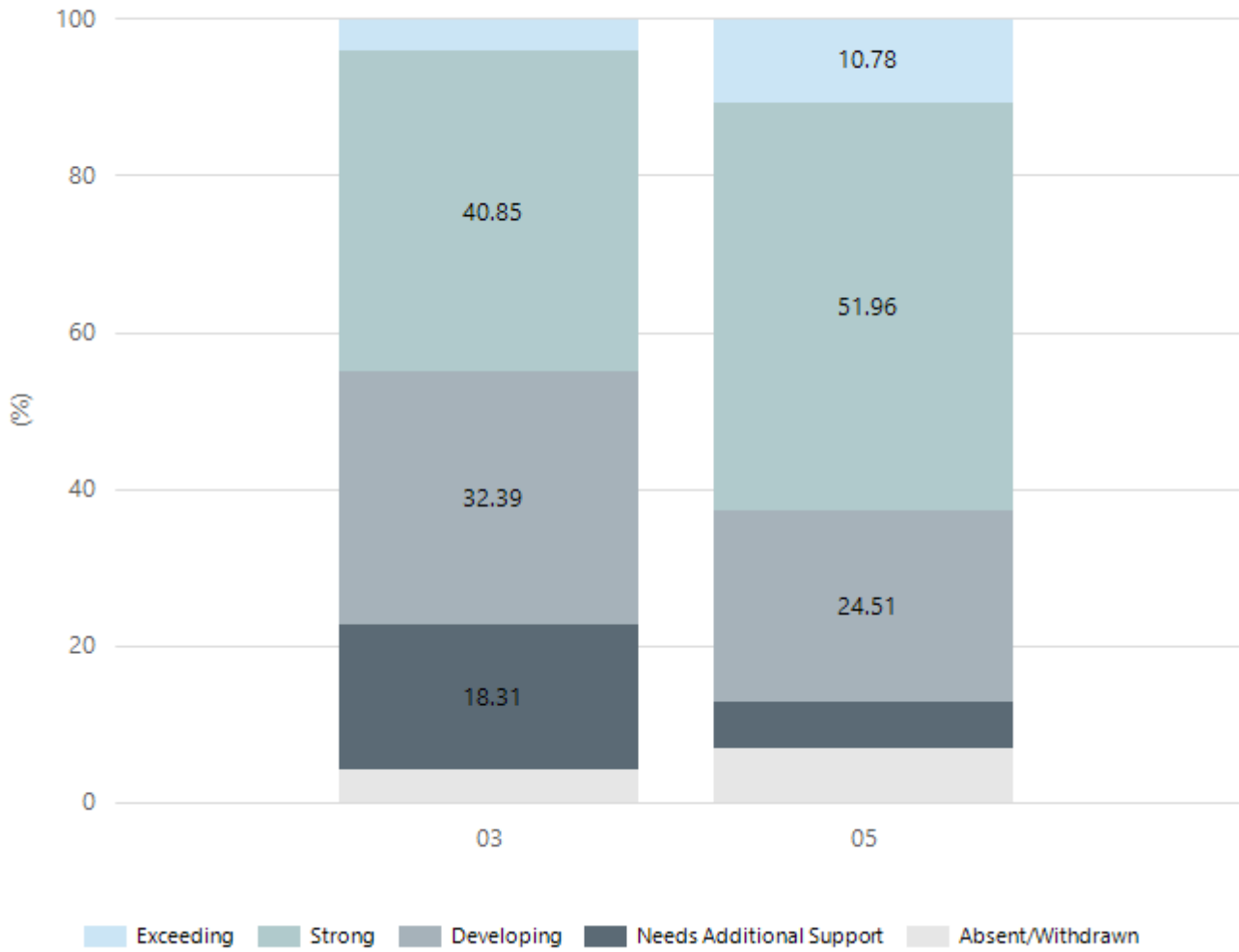
## Writing



Year Level	03	05
Exceeding	5	5
Strong	43	51
Developing	13	27
Needs Additional Support	4	7
Absent/Withdrawn	6	12
Total	71	102

Data Source: Department for Education Assessment Data Holdings, 2023. When there are less than six students in a cohort, no data is supplied.

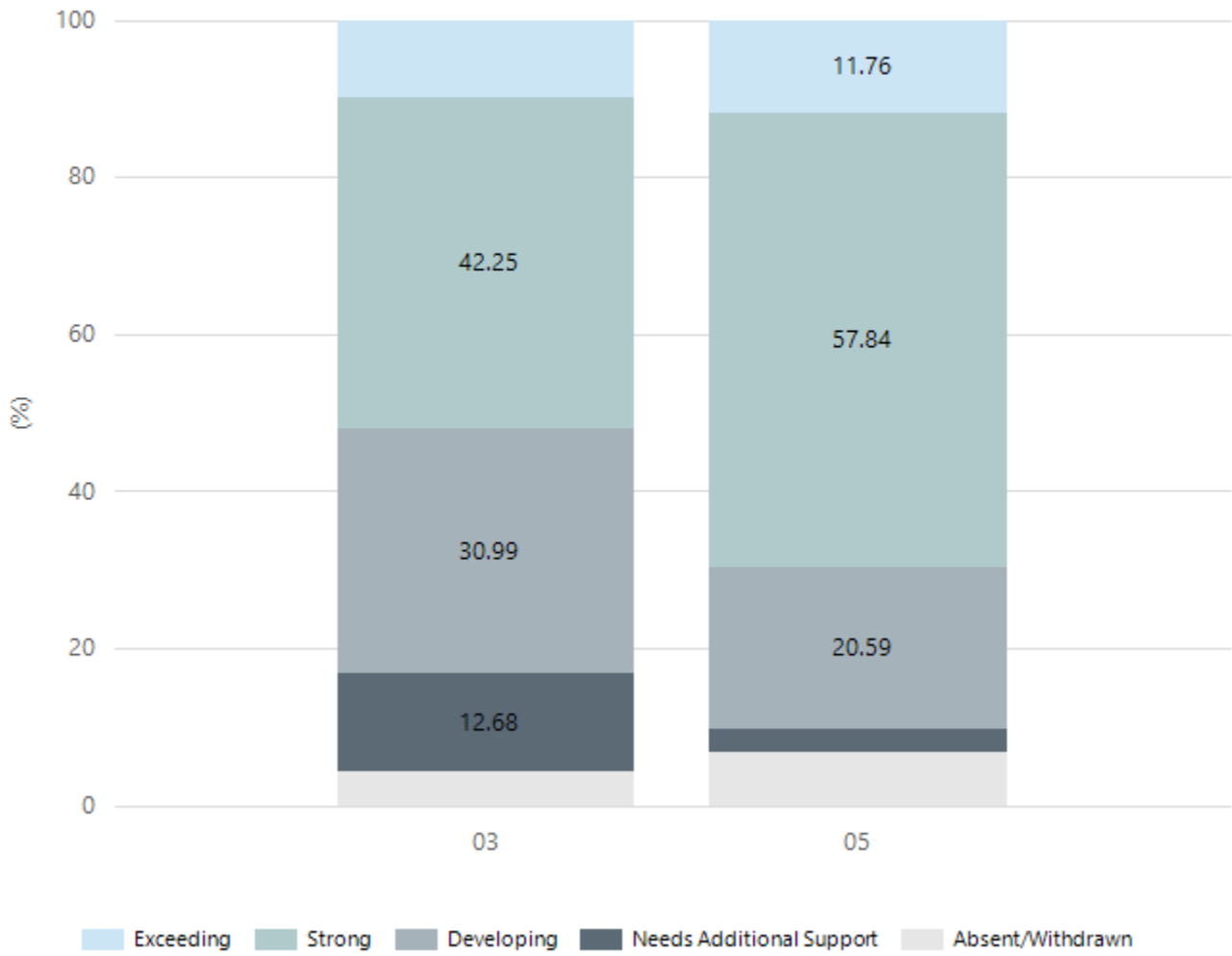
## Grammar



Year Level	03	05
Exceeding	3	11
Strong	29	53
Developing	23	25
Needs Additional Support	13	6
Absent/Withdrawn	3	7
Total	71	102

Data Source: Department for Education Assessment Data Holdings, 2023. When there are less than six students in a cohort, no data is supplied.

## Spelling



Year Level	03	05
Exceeding	7	12
Strong	30	59
Developing	22	21
Needs Additional Support	9	3
Absent/Withdrawn	3	7
Total	71	102

Data Source: Department for Education Assessment Data Holdings, 2023. When there are less than six students in a cohort, no data is supplied.

# School Attendance

Year Level	2021	2022	2023
Reception	91.5%	86.8%	91.0%
Year 01	92.5%	85.6%	91.8%
Year 02	93.5%	88.3%	91.1%
Year 03	93.6%	88.7%	91.8%
Year 04	92.5%	88.8%	90.1%
Year 05	91.2%	87.1%	90.8%
Year 06	91.2%	86.5%	90.0%
Year 07	89.1%		
Total	91.9%	87.4%	90.9%

Data Source: Department for Education Attendance Data, Semester 1 Report 2023. A blank cell indicates there we no students enrolled. 'Primary Other' includes students enrolled in specialised education options. 'Secondary Other' includes students who have already spent a year at Year 12 and elected to undertake further study at Year 12.

## Attendance Comment

In South Australia, all children and young people must be in school from 6 years to 16 years old. They must attend a government or non-government school full time. From age 16 to 17 however, young people must attend school or an approved learning program (such as an apprenticeship, traineeship, accredited course or university). Schools and parents must encourage and support students to come to school every day. Parents and caregivers must make sure their child is enrolled in a school, and attends school all day and everyday it is open, unless a child is sick or has an approved exemption. Teachers and leaders actively follow up when a student misses school, including recording all absences and non-attendance. All schools in South Australia have local attendance procedures governed under the Education and Children's Services Regulations 2020.

# 2023 Governing Council Report

The 2023 Golden Grove PS Governing Council consisted of 18 members including the principal, four staff members and one community member. The Council met twice per term in 2023 and experienced strong attendance at most meetings. The Governing Council received regular updates from the principal and staff representatives on improvement planning and outcomes, engaging in ongoing policy revision. Governing Council received information regarding the school's Site Plan which has specific improvement targets were to increase numeracy by teaching problem solving and stretch all learners and Increase student achievement in literacy by teaching students reading and writing strategies to stretch all learners. The school's leadership team provided the Council with an understanding of the work undertaken by teachers to analyse student achievement data and plan for learning improvement.

In 2023, the Governing Council was able to see the results of 6 months of Auslan and 6 months of Japanese, choosing to continue with the same format into 2024, after positive feedback.

Effective Governing Council operations were managed by Finance, Canteen, Uniform, Asset and OSHC Committees. In 2023, Governing Council oversaw Cobbler Creek OSHC with the main attention to fee structure and cancellation policy. Governing council made changes to the cancellation policy, allowing more families to access and smaller wait lists, along with increasing the OSCH intake after a loss with COVID in 2022. The service was well managed by Director Jasmina Dowden, therefore, Governing Council increased wages in line with other OSCH directors in the area. The canteen was well managed by Manager Kate Reynolds and Assistant Manager Rachael Clarke-Jones both completing food handling courses in 2023. Governing council acknowledged all their hard work and extra hours volunteering by increasing wages. Governing Council increased prices from term 3 in line with other schools in the area.

Significant school events and achievements that were supported by the Governing Council included:

- \$6 million Library and Arts theatre opening
- End of year concert
- SAPSASA representation
- Arts and music programs
- Book Week
- ANZAC
- Swimming and aquatics programs
- New Oval ramp
- Gym mural
- Playground updates
- Introduction of curriculum and wellbeing initiatives, such as Auslan specialist teacher, Therapy dog, Autism inclusion teacher, Numeracy coordinator, behaviour education professional learning and Junior primary Initialit implementation

The Governing council farewelled a number of long term staff at the conclusion of 2023. This included Ms Wendy Moore, after 15 highly successful years as Golden Grove's principal. We would like to acknowledge her passion, dedication and outstanding commitment to the Golden Grove community and wish her well in her retirement. Governing Council formed part of the selection panel to appoint Graeme Fenton and wish him every success as the newly appointed principal, beginning in 2024.

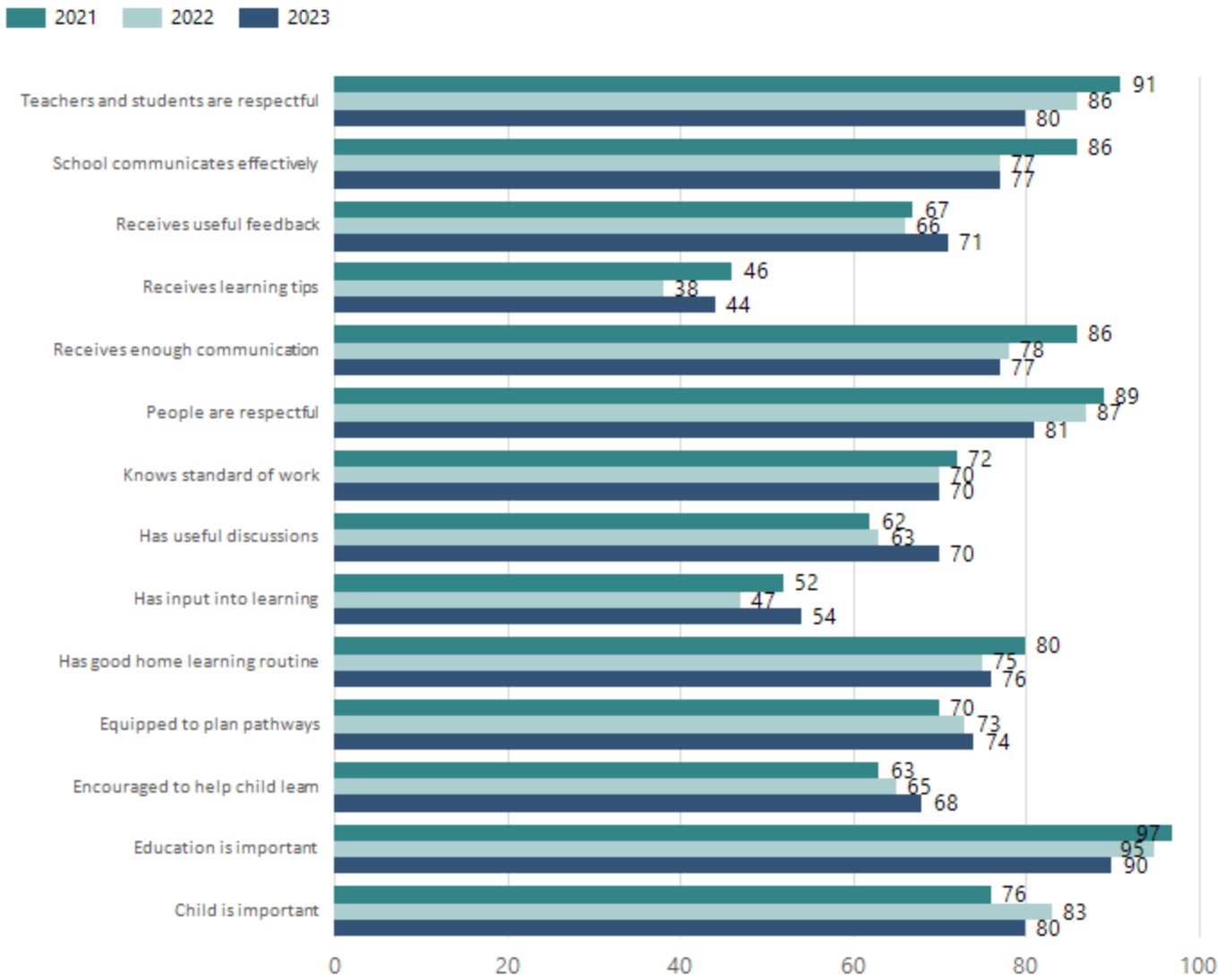
On behalf of the Governing Council, I would like to thank all staff for their dedication and management of the school throughout 2023.

Bec Feltus  
Governing Council Chair



# Parent Opinion Survey Results

Proportion of agree/strongly agree response(%)



Data Source: 2023 Department for Education Parent Opinions Survey, Term 3 2023.

## Intended Destination

Leave Reason	Number	%
NG - ATTENDING NON-GOV SCHOOL IN SA	1	11.0%
TG - TRANSFERRED TO SA GOVERNMENT SCHOOL	8	89.0%

Data Source: Department for Education Destination Data Report, 2023. Data extract term 3 2023. Data shows recorded destinations for students that left the school in the previous year. Data is uploaded by schools in term 3 and may not reflect final or total figures at time of report creation.

# Highest Qualifications held by the teaching workforce and workforce composition

All teachers at this school are qualified and registered with the SA Teachers Registration Board.

Qualification Level	Number of Qualifications
Bachelor's degrees or Diplomas	33
Postgraduate Qualifications	5

Data Source: Data extracted from Mandatory Workforce Information Collections as on the last pay date of June 2023. As self-reported by staff in the system.

Please note: Data includes staff who are Actively employed and on extended paid leave. Please note only the highest qualification of the Teaching staff is reported. Excludes any number of other certifications earned.

## Workforce composition including indigenous staff

	Teaching Staff		Non-Teaching Staff	
	Indigenous	Non-Indigenous	Indigenous	Non-Indigenous
Full-Time Equivalent	0.0	34.1	0.0	12.1
Persons	0.0	38.0	0.0	18.0

Data Source: Data extracted from Mandatory Workforce Information Collection as on the last pay date of June 2023.

Please note: Data includes staff who are actively employed and on extended paid leave. "Indigenous category" is self-reported by staff in the system.

## Financial Statement

Funding Source	Amount
Grants: State	
Grants: Commonwealth	
Parent Contributions	
Fund Raising	
Other	

Data Source: School supplied data.